

Field EH antenna (145 MHZ)

I made attempt of the measurement of the field from EH antenna in vertical and horizontal plane. When undertaking the experience was used transmitter on frequency 145 MHz and power around 1 watt. On transmitter was directly consolidated by EH antenna or Dipoli of this frequency (**Fig. 1**).



Fig. 1

The transmitter connection to battery, voltage 12 volts, on wire of the feeding stood the throttle on ferrite ring.

The move of the experiment was following: transmitter is on, and on distance 2 wavelengths from transmitter, was fixed the Indicator of the Field and write data of the Indicator of the Field (**Fig. 2** and **Fig. 3**).

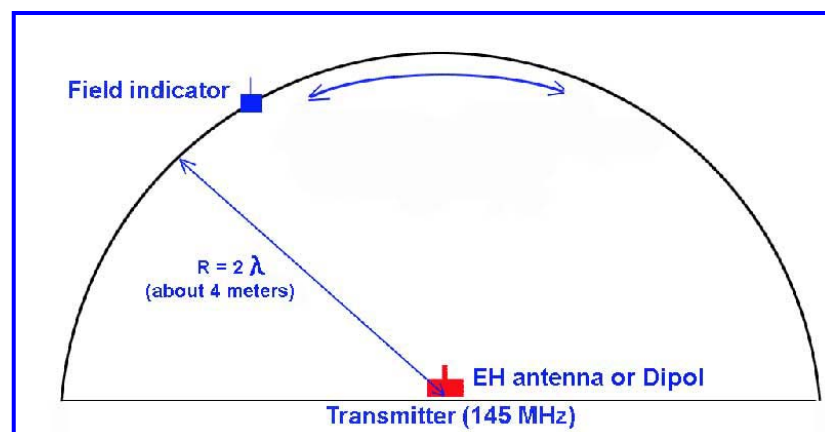


Fig. 2



Fig. 3

Graph of the field EH antenna is built on result of the measurements in vertical plane. Transmitter was lifting on 0,45 and 1,2 meters from the ground (**Fig. 4**).

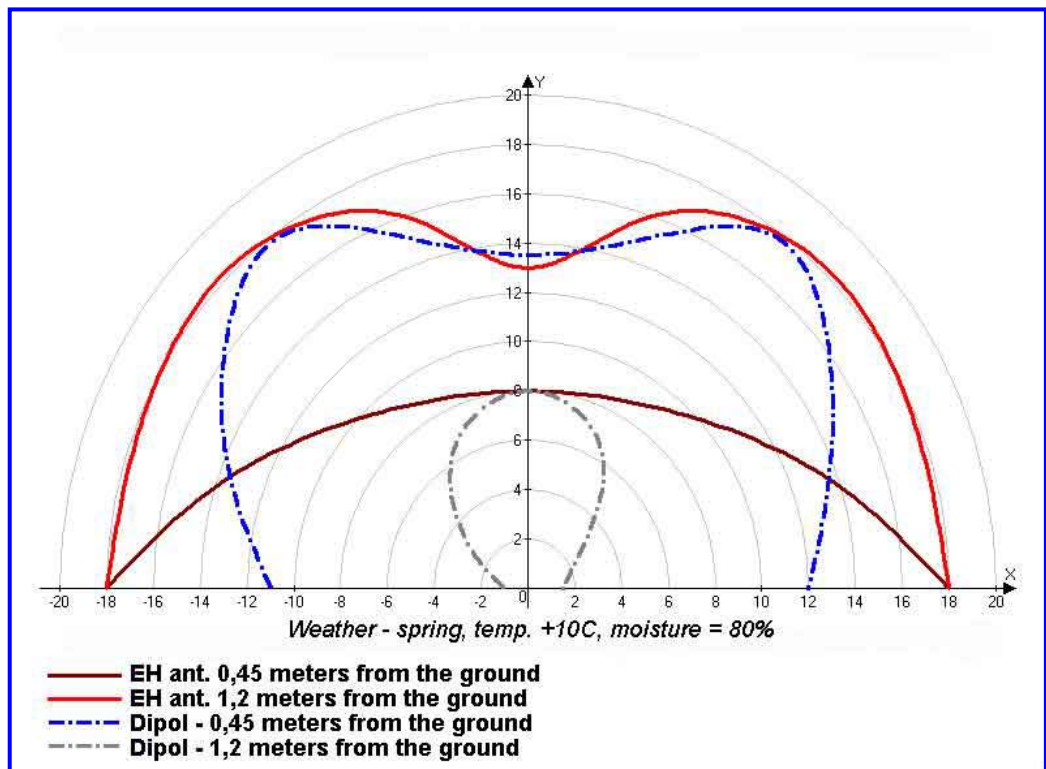


Fig. 4

Can be shown strange that level signal from Dipol at height on the land 1,2 metres less, than when Dipol is found on the land on height 0,45 metres. Was springtime, ground very humid and the ground served the reflector (at distance 0,45 metres, was got excellent reflector beside Dipol and value of the field increased).

Such image skim features field in horizontal plane (in radius 4 lengths of the waves from antenna $R=8$ metres). The Results of the measurements were submitted for the graph **Fig. 5**

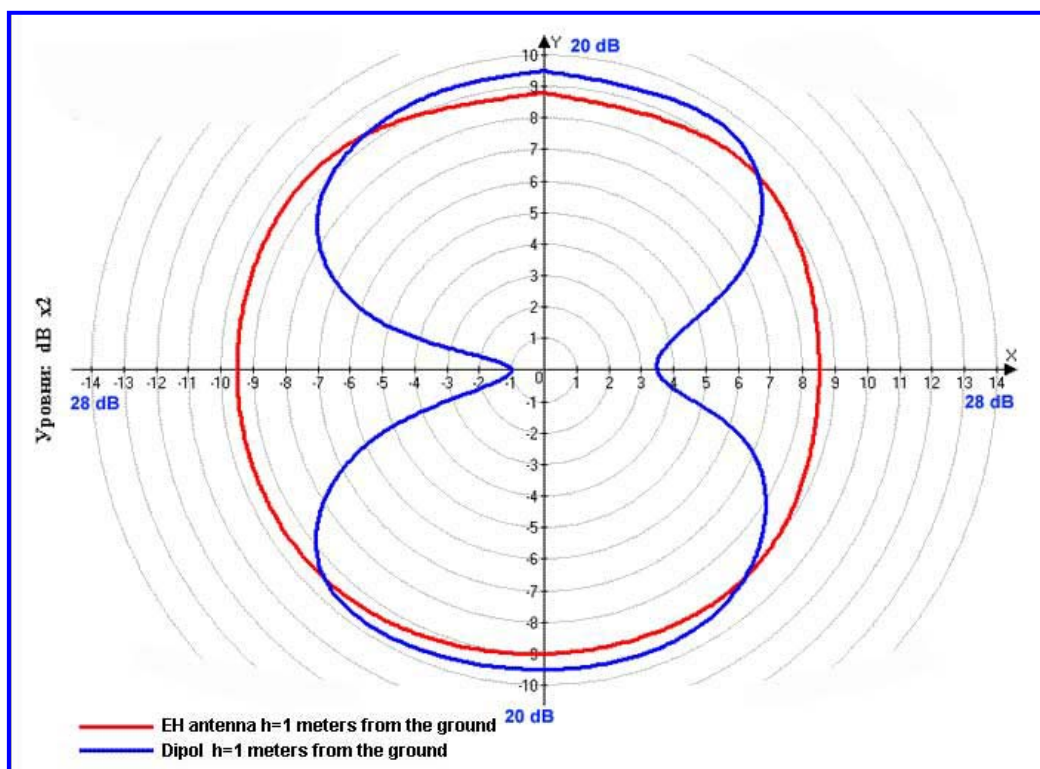


Fig. 5

The level signal at measurement by field from EH antenna and from Dipol in horizontal and vertical plane are presented in one scale. A certain asymmetry of the feature Dipol is caused absence symmetry of Dipol.

Certainly, no need to take these experiences as instrumental measurements, this only merit test. However, they show the general nature by field EH antenna and their level, in comparison with Dipol.

UA1ACO
St-Petersburg
op. Vlad
05.2007